

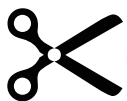
Invitations



Dear _____
I cordially invite you
to my birthday
party.



Zappi
Creation



fold

Date:

from:

to:



Location:

Extra information:

Happy birthday
to youuuuu...

I am looking forward
to having you here!

Love,

Please let me know
if you will join.



Zappi
Creation

Birthday crown!

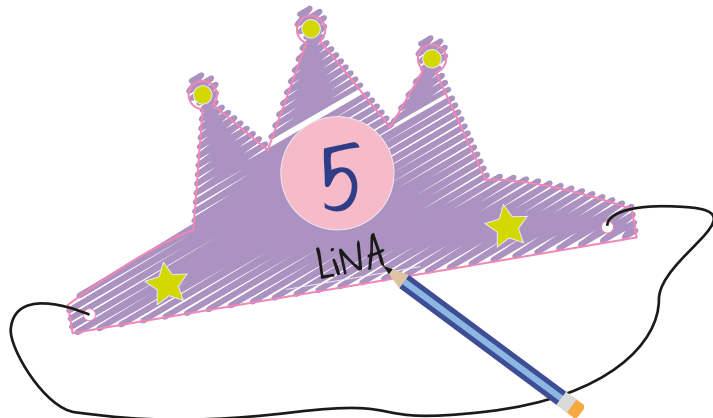
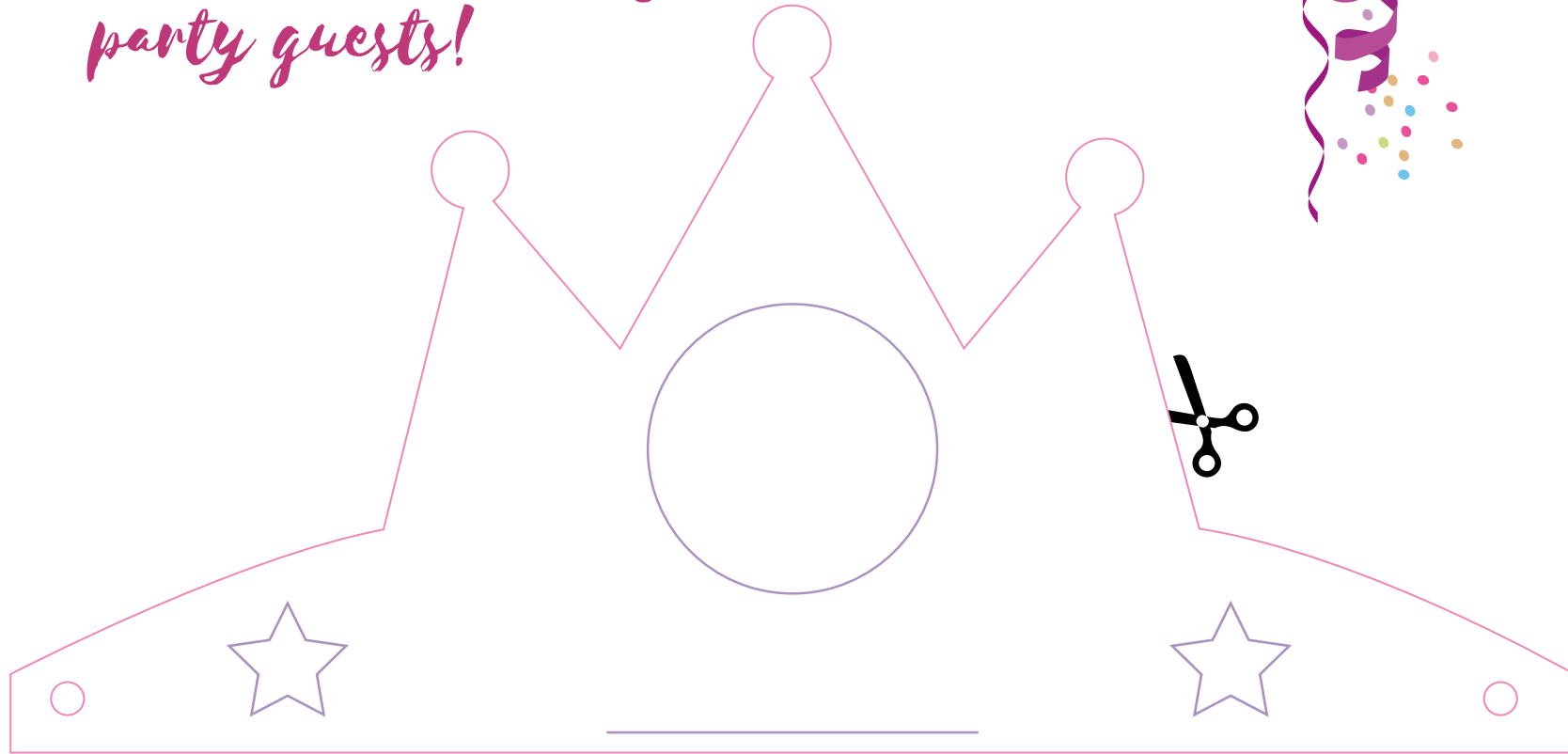


Instructions

Print the crown on thick paper or card and cut it out using scissors.
Punch two holes on the left and right sides and pull a rubber band through the holes, adjusting it to the child's head size.
The crown can be decorated with glitter, sequins and gems!



Crown for the birthday party guests!




♥ Instructions

Print the crown on thick paper or card and cut it out using scissors. Punch two holes on the left and right sides and pull a rubber band through the holes, adjusting it to the child's head size. Have lots of fun decorating the crown with glitter, sequins and colouring pens! Don't forget to add your name!

BABA
born



BABA
born



Zapp
Creation®

BABA
born



Zapp
creation®

BABY
born



BABY born





Treasure Hunt Play Idea



BABY born loves treasure hunts. Does your child too? BABY born's favourite dog Bello, has some ideas and tips to create your own treasure hunt at home:

An outdoor treasure hunt is great for a wide range for tasks and puzzles.

Create a route far away from busy roads on a safe path, or in the garden. Walk the route before the birthday and keep an eye for anything that is striking or stands out that could be part of the game.

Place the hints or tasks along the trail on the day of the party, or ask another adult to hide them shortly before the treasure hunt begins. Check the weather for any rain showers that day!

Give the children different tasks. For example "Sing the song...". After singing the children receive the next hint. For example: "Find the biggest tree in the garden".

Once there, you need to set the next task. For example: "Everyone makes 4 (the age of the birthday child) jumping jacks!". And so the treasure hunt goes on and on.

Chose a variety of sports tasks and thinking or finding tasks, to mix up the treasure hunt - making it more fun!

At the end, the treasure chest should be to hidden for the children to find. It can be filled with the gold coins made of chocolate, bubbles, small books, stationary or even with the party bags for each guest!

HINT:

To keep younger children focused, the treasure hunt should take no longer than 30mins, tasks and puzzles should be simple and adequate for the child's age.

TO START THE TREASURE HUNT, PRINT
OFF THE FIRST HINT AND OFF THEY GO!